

Chalet Book

Font Installation Instructions

Instructions on how to install your Chalet Book fonts.

Third Party Font Management Software

If you're using Mac OSX Panther's "FontBook" or a third party font management utility, it would be best if you follow their instructions.

Macintosh OSX Instructions

Double click on the Installer Icon and follow the prompts. This will copy the fonts onto your hard drive. Simply copy the fonts to the "Fonts" folder inside your "Library" folder. If you want your fonts to be available to applications running in "Classic" mode, copy install your fonts in the OS 9.1 System folder in the "Fonts" folder. Fonts installed in the OS 9.1 System folder will also be available in OSX in classic applications.

Macintosh 8.0-9.2.2 Instructions

Double click on the installer Icon and follow the prompts. This will copy the fonts onto your hard drive. Make sure you don't have any applications open and that your System Folder is closed. Drag the fonts you wish to install and drop them on top of your System Folder. Your Mac will tell you that it would like to put these in certain places; click on OK. The Macintosh System stores all of your font files in a folder called "Fonts" inside your System Folder.

Windows TrueType Instructions

Double click on the installer Icon and follow the prompts. TrueType fonts will automatically be installed.

Windows 9x, ME OpenType Instructions

Double click on the installer Icon and follow the prompts. This will copy the fonts onto your hard drive. You must be running Adobe Type Manager on your system for your fonts to work. Please see the note above on Adobe Type Manager.

Windows 2000 and up OpenType Instructions

Double click on the installer Icon and follow the prompts. This will copy the fonts onto your hard drive (you can specify where you want the installer to put your fonts). Double click on the "Main" icon, then double click on the "Control Panel" icon. Find the "Fonts" icon and double click on it. In the "Fonts" window, go to the "File" menu and select "Install New Font." In the "Drive" window, find the disk and directory that holds your fonts. Your fonts will appear in the "List of Fonts" menu. Click on the font names you wish to install, then click on OK.

OpenType Comments

OpenType fonts will work with Macintosh OS 8.1 and above with Adobe Type Manager 4.6 or higher. They will work with Microsoft Windows 95 or higher with Adobe Type Manager 4.1 or higher. The OpenType font files are cross-platform compatible—you can use them on a Macintosh or PC.

Adobe Type Manager/OS 9.22, Windows 98 & 95

For your fonts to work correctly in OS 9.22 and lower or Windows 98 and lower, you must be using Adobe Type Manager version 4.6 or above on the Macintosh and version 4.1 or above on the PC. The Macintosh or PC version of Adobe Type Manager can be downloaded for free at:

Adobe Type Manager for Macintosh: <http://www.adobe.com/support/downloads/atmmac.htm>

Adobe Type Manager for Windows: <http://www.adobe.com/support/downloads/atmwin.htm>

Additional Support

Additional technical support is available at <http://www.houseindustries.com> or by calling 302-234-2356.

Chalet Book

OpenType Fonts

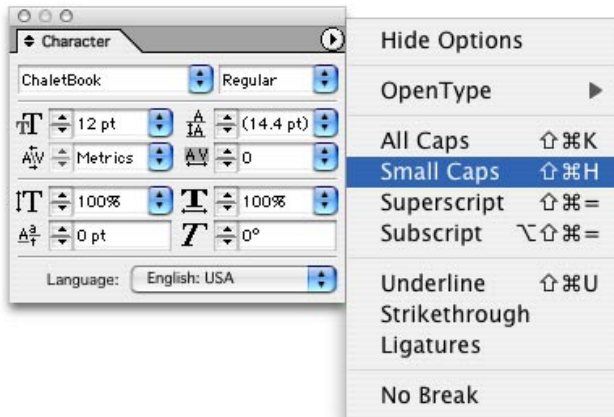
Includes four fonts. Its features may be accessed through any OpenType-Savvy application.

OpenType Features

OpenType fonts are cross-platform-compatible, which means you can use them on your Macintosh or PC. These fonts also have extensive features that are only accessible if you are using OpenType-savvy applications, although they will work with any application in Windows 2000 and up and Macintosh OS 9.1 and up. At the time of creation of this manual, the only true OpenType-savvy design applications are Adobe InDesign 1.5 and up and Adobe Photoshop 6.0 and Adobe Illustrator 11 and up.

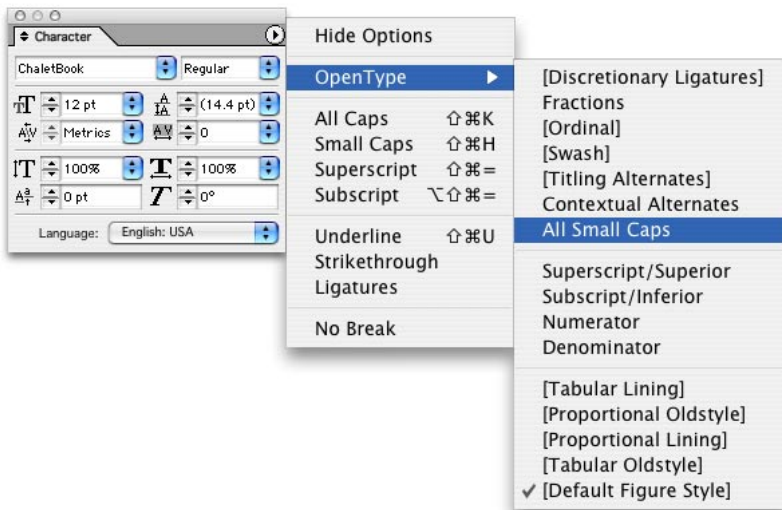
Automatic Small Caps

If you specify "Small Caps", InDesign and Photoshop will automatically substitute the true small caps characters as well as the corresponding figures and punctuation for any "lowercase" characters.



Caps to Small Caps

This feature changes all characters, figures and corresponding punctuation to true small caps.



Chalet Book

CHALET BOOK REGULAR

CHALET BOOK

CHALET BOOK REGULAR SMALL CAPS

Chalet Book

CHALET BOOK BOLD

CHALET BOOK

CHALET BOOK BOLD SMALL CAPS

CHALET BOOK REGULAR

René Albert Chalet was born on April 20, 1923 in Interlaken, Switzerland. He was named after the

CHALET BOOK REGULAR ALL SMALL CAPS

RENÉ ALBERT CHALET WAS BORN ON APRIL 20, 1923 IN INTERLAKEN, SWITZERLAND. HE WAS NAMED AF-

CHALET BOOK BOLD

René Albert Chalet was born on April 20, 1923 in Interlaken, Switzerland. He was named af-

CHALET BOOK BOLD ALL SMALL CAPS

RENÉ ALBERT CHALET WAS BORN ON APRIL 20, 1923 IN INTERLAKEN, SWITZERLAND. HE WAS NAMED AF-

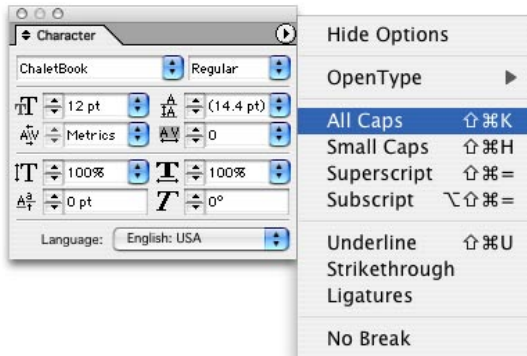
Chalet Book

OpenType Fonts

Includes four fonts. Its features may be accessed through any OpenType-Savvy application.

All Caps

This feature is simple...it just substitutes caps for any lowercase characters. It does some other handy stuff, though, like substituting “lining” figures for old style figures and “shifting” some punctuation up.



CHALET BOOK REGULAR

René Albert Chalet was born on April 20, 1923 in Interlaken, Switzerland. He was named after the

CHALET BOOK REGULAR ALL CAPS

RENÉ ALBERT CHALET WAS BORN ON APRIL 20, 1923 IN INTER-LAKEN, SWITZERLAND. HE WAS

CHALET BOOK BOLD

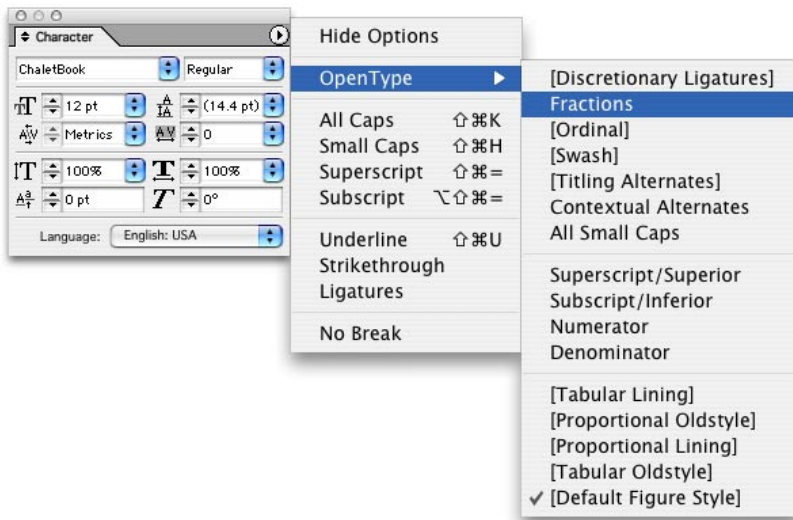
René Albert Chalet was born on April 20, 1923 in Interlaken, Switzerland. He was named after the

CHALET BOOK BOLD ALL CAPS

RENÉ ALBERT CHALET WAS BORN ON APRIL 20, 1923 IN INTER-LAKEN, SWITZERLAND. HE WAS

Fractions

Builds fractions from optimized numerators and denominators. Just type a number, slash and another number, select the text and apply the “Fractions” feature.



CHALET BOOK REGULAR

1234/5678

1234/5678

CHALET BOOK FRACTIONS REGULAR

1234/5678

CHALET BOOK BOLD

1234/5678

CHALET BOOK BOLD FRACTIONS

1234/5678

CHALET BOOK BOLD ITALIC

1234/5678

CHALET BOOK ITALIC FRACTIONS

Chalet Book

PostScript Character Reference

Shows how to access international characters on a Macintosh or PC through basic key commands.

Char	Char Name	Macintosh	Windows
Ä	Adiersis	option-u, + A	alt + 0196
Á	Aacute	option-e, + A	alt + 0193
À	Agrave	option-`, + A	alt + 0192
Ã	Atilde	option-n, + A	alt + 0195
Â	Acircumflex	option-i, + A	alt + 0194
Å	Aring	option-`, + A	alt + 0197
ä	adiersis	option-u, + a	alt + 0228
á	aacute	option-e, + a	alt + 0225
à	agrave	option-`, + a	alt + 0224
ã	atilde	option-n, + a	alt + 0227
â	acircumflex	option-i, + a	alt + 0226
å	aring	option-`, + a	alt + 0229
Ë	Ediersis	option-u, + shift-E	alt + 0203
É	Eacute	option-e, + shift-E	alt + 0201
È	Egrave	option-`, + shift-E	alt + 0200
Ê	Ecircumflex	option-i, + shift-E	alt + 0202
ë	ediersis	option-u, + e	alt + 0235
é	eacute	option-e, + e	alt + 0233
è	egrave	option-`, + e	alt + 0232
ê	ecircumflex	option-i, + e	alt + 0234
Ï	Idiersis	option-u, + shift-I	alt + 0207
Í	Iacute	option-e, + shift-I	alt + 0205
Ì	Igrave	option-`, + shift-I	alt + 0204
Î	Icircumflex	option-i, + shift-I	alt + 0202
ï	idiersis	option-u, + i	alt + 0239
í	iacute	option-e, + i	alt + 0237
ì	igrave	option-`, + i	alt + 0236
î	icircumflex	option-i, + i	alt + 0238
Ö	Odiersis	option-u, + shift-O	alt + 0214
Ó	Oacute	option-e, + shift-O	alt + 0211
Ò	Ograve	option-`, + shift-O	alt + 0210
Õ	Otilde	option-n, + shift-O	alt + 0213
Ô	Ocircumflex	option-i, + shift-O	alt + 0212
ö	odiersis	option-u, + o	alt + 0246
ó	oacute	option-e, + o	alt + 0243
ò	ograve	option-`, + o	alt + 0242
õ	otilde	option-n, + o	alt + 0245
ô	ocircumflex	option-i, + o	alt + 0244
Ü	Udiersis	option-u, + shift-I	alt + 0220
Ú	Uacute	option-e, + shift-I	alt + 0218
Ù	Ugrave	option-`, + shift-I	alt + 0217
Û	Ucircumflex	option-i, + shift-I	alt + 0219
ü	udiersis	option-u, + i	alt + 0252
ú	uacute	option-e, + i	alt + 0250
ù	ugrave	option-`, + i	alt + 0249
û	ucircumflex	option-i, + i	alt + 0251
ÿ	Ydieresis	option-u + Y	alt + 0159
ÿ	ydieresis	option-u + y	alt + 0255

Char	Char Name	Macintosh	Windows
Ç	Cedillia	shift + opt + C	alt + 0199
ç	cedillia	opt + c	alt + 0231
ı	dotlessi	shift + option + b	alt + 0245
†	dagger	opt + t	alt + 0134
‡	dagger double	shift + option + 7	alt + 0189
fi	fi ligature	shift + option + 5	
fl	fl ligature	shift + option + 6	
a	ordfeminine	option + 9	alt + 0170
o	ordmasculine	option + 0	alt + 0186
«	guillemotleft	option + \	alt + 0171
»	guillemotright	shift + option + \	alt + 0187
‹	guilsingleft	shift + option + 3	alt + 0139
›	guilsingright	shift + option + 4	alt + 0155
•	bullet	opt + 8	alt + 0149
.	period-centered	shift + option + 9	alt + 0183
ß	sharp s	opt + s	alt + 0223
§	section	option + 6	alt + 0167
¶	paragraph	option + 7	alt + 0182
¢	cent	opt + 4	alt + 0162
f	florin	option + f	alt + 0131
‰	perthousand	shift + option + r	alt + 0137
£	sterling	opt + 3	alt + 0163
¥	yen	option + y	alt + 0165
°	degree	shift + option + 8	alt + 0186
€	euro	shift + option + 2	alt + 0164
®	registered	opt + r	alt + 0174
©	copyright	opt + g	alt + 0169
™	trademark	opt + 2	alt + 0153
Æ	AE	shift + opt + ‘	alt + 0198
æ	ae	opt + ‘	alt + 0230
Ø	O slash	shift + option + o	alt + 0216
ø	o slash	option + o	alt + 0248
Œ	OE	option + shift + q	alt + 0140
œ	oe	option + q	alt + 0156
¿	question down	shift + option + /	alt + 0191
¡	exclamation down	option + 1	alt + 0161
...	ellipsis	option + ;	alt + 0133
–	en dash	opt + -	alt + 0150
—	em dash	shift + opt + -	alt + 0151
“	quote dbl left	opt + [alt + 0147
”	quote dbl right	shift + opt + [alt + 0148
‘	quote sgl left	opt +]	alt + 0145
’	quote sgl right	shift + opt +]	alt + 0146
,	quote sgl base	shift + opt + zero	alt + 0130
„	quote dbl base	shift + opt + w	alt + 0132

Chalet Book

PostScript Character Reference

This version of Chalet Book includes ten fonts. The Charts below show how to access its features.

Chalet Book Fractions (PostScript)

ChaletBookPSfrac Regular

0 1 2 3 4 5 6 7 8 9 0 1 2 3 4 5 6 7 8 9
A B C D E F G H I J a b c d e f g h j i

*The character reference above is the same for Italic, Bold, and Bold Italic

Chalet Book Small Caps (PostScript)

ChaletBookPSSC (Small Caps) Regular

A B C D E F G H I J K L M N O P Q R S T U V W X Y Z
a b c d e f g h i j k l m n o p q r s t u v w x y z
A B C D E F G H I J K L M N O P Q R S T U V W X Y Z
A B C D E F G H I J K L M N O P Q R S T U V W X Y Z

*The character reference above is the same for ChaletBookPSSC Bold. Italic and Bolditalic do not feature Small Caps.